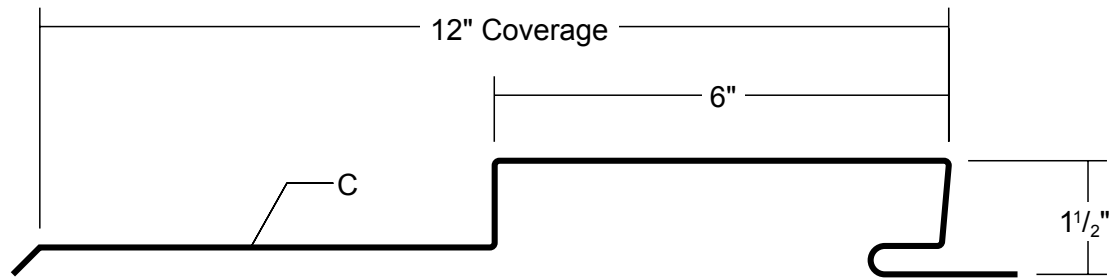


# TL-17A PANEL

Condensed  
Technical  
Reference

## WALL PANEL



ARCHITECTURAL  
COMMERCIAL  
INDUSTRIAL  
PANEL

CONCEALED  
FASTENED

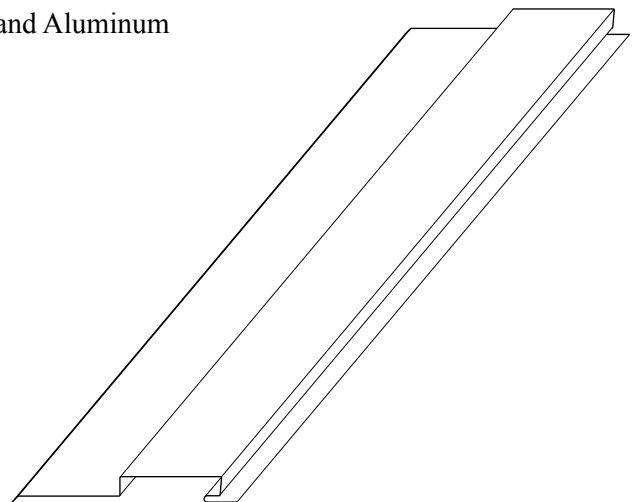
12"  
COVERAGE

SOFFIT, FASCIA,  
WALL AND LINER  
PANEL

OPEN FRAMING OR  
SOLID SUBSTRATE

## PANEL OVERVIEW

- ▶ Finish: Standard: PVDF  
Optional: multi-pass Kynar 500®, Marblique, Plastisol, Polyester and MS Colorfast45®
- ▶ Corrosion Protection: AZ50 per ASTM A 792 for painted Galvalume®  
G90 per ASTM A 653 for Galvanized
- ▶ Gauges: 24 ga, 22 ga, 20 ga and 18 ga
- ▶ 12" panel coverage, 1½" panel height
- ▶ Flush face with 6" reveal, concealed fastened, non-end lapping panel system
- ▶ Panel Length: 5' minimum, 30' maximum
- ▶ Optional material availability: Stainless Steel, Copper and Aluminum
- ▶ Use on single-skin or field-assembled wall systems
- ▶ Custom capabilities include:
  - Perforated panels for wind screens and liner panels



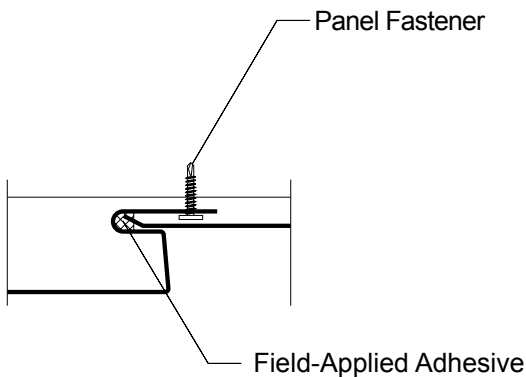
## TESTING AND APPROVALS

- ▶ ASTM E 330 Uniform Static Air Pressure Difference

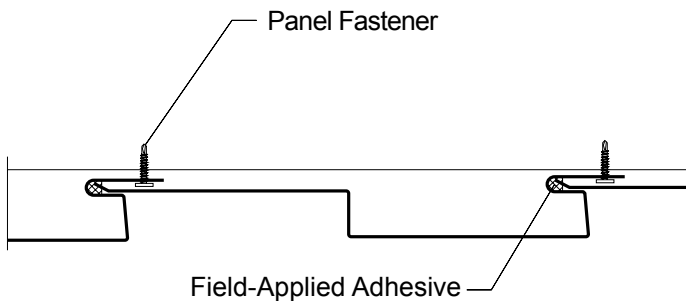
# TL-17A PANEL

**Condensed  
Technical  
Reference**

## ATTACHMENT DETAIL



## FASTENING PATTERN



## FASTENING INFORMATION

Overdriven fasteners will cause panel distortions.

Fasteners should extend 1/2" or more past the inside face of the support material.

Thick Panels (ex. 18 ga) or supports (ex. 1/2" steel) may require predrilling of holes for screws.

Panel Fasteners:

Attaching to Wood:

#10-12 Pancake Head Wood Screw

Attaching to Steel:

<18 ga: 1/4"-13 Deck Screw

>=18 ga, <=12 ga: #10-16 Pancake Head Driller

Trim Fasteners:

1/4"-14 x 7/8" XL Stitch Screw

1/8" x 3/16" Pop Rivet

Field-Applied Adhesive:

3/8" bead of SM7108

## SECTION PROPERTIES

Ga	Width in	Yield ksi	Weight psf	Top In Compression		Bottom In Compression	
				Ixx in <sup>4</sup> /ft	Sxx in <sup>3</sup> /ft	Ixx in <sup>4</sup> /ft	Sxx in <sup>3</sup> /ft
				24	12	50	1.33
22	12	50	1.75	0.0825	0.0822	0.0976	0.0901
20	12	33	2.14	0.1206	0.1257	0.1359	0.1325
18	12	33	2.82	0.1800	0.1951	0.1920	0.1947

## ALLOWABLE UNIFORM LOADS, psf For various fastener spacings

								Inward Load					Outward Load							
								2.5'	3'	3.5'	4'	4.5'	5'	2.5'	3'	3.5'	4'	4.5'	5'	
24	12	50	1.33	0.0564	0.0549	0.0703	0.0635	25	25	25	25	25	25	25	25	25	25	25	25	25
22	12	50	1.75	0.0825	0.0822	0.0976	0.0901	25	25	25	25	25	25	25	25	25	25	25	25	25
20	12	33	2.14	0.1206	0.1257	0.1359	0.1325	25	25	25	25	25	25	25	25	25	25	25	25	25
18	12	33	2.82	0.1800	0.1951	0.1920	0.1947	25	25	25	25	25	25	25	25	25	25	25	25	25

- Theoretical section properties have been calculated per AISI 2012 'North American Specification for the Design of Cold-Formed Steel Structural Members'. Ixx and Sxx are effective section properties for deflection and bending.
- Allowable loads are calculated in accordance with AISI 2012 specifications considering bending, shear, combined bending and shear, deflection and load testing per ASTM E 1592 over 16 ga. supports and field-applied adhesive as shown above. Allowable loads consider the 3 or more equal spans condition. Allowable loads do not address web crippling, fasteners or support material. Panel weight is not considered.
- Deflection consideration is limited by a maximum deflection ratio of L/180 of span.
- Allowable loads do not include a 1/3 stress increase for wind.

**ms metal sales**<sup>™</sup>  
manufacturing corporation

[metalsales.us.com](http://metalsales.us.com)

Anchorage, AK 866.640.7663  
Bay City, MI 888.777.7640  
Deer Lake, PA 800.544.2577  
Denver, CO 800.289.7663

Detroit Lakes, MN 888.594.1394  
Fontana, CA 800.782.7953  
Fort Smith, AR 877.452.3915  
Independence, MO 800.747.0012

Jacksonville, FL 800.394.4419  
Jefferson, OH 800.321.5833  
Mocksville, NC 800.228.6119  
Nashville, TN 800.251.8508  
Rock Island, IL 800.747.1206  
Rogers, MN 800.328.9316

Seattle, WA 800.431.3470  
Sellersburg, IN 800.999.7777  
Sioux Falls, SD 888.902.8320  
Spokane, WA 800.572.6565  
Temple, TX 800.543.4415  
Woodland, CA 800.759.6019