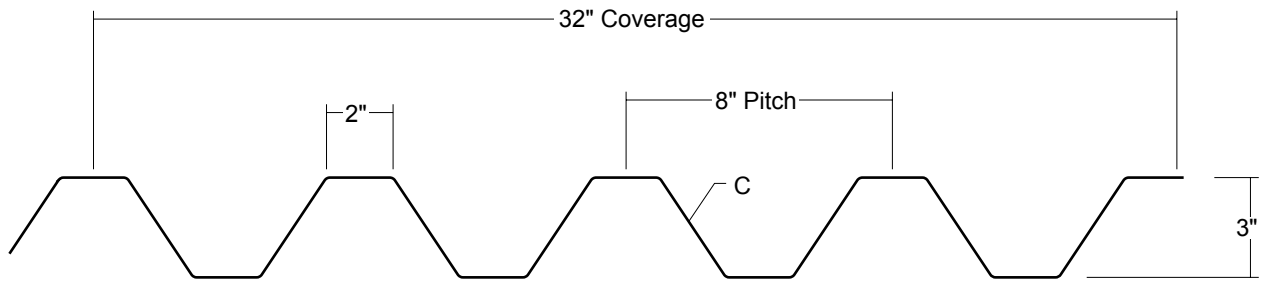


T23 ROOF PANEL

Condensed
Technical
Reference



ARCHITECTURAL
COMMERCIAL
INDUSTRIAL
PANEL

EXPOSED
FASTENED

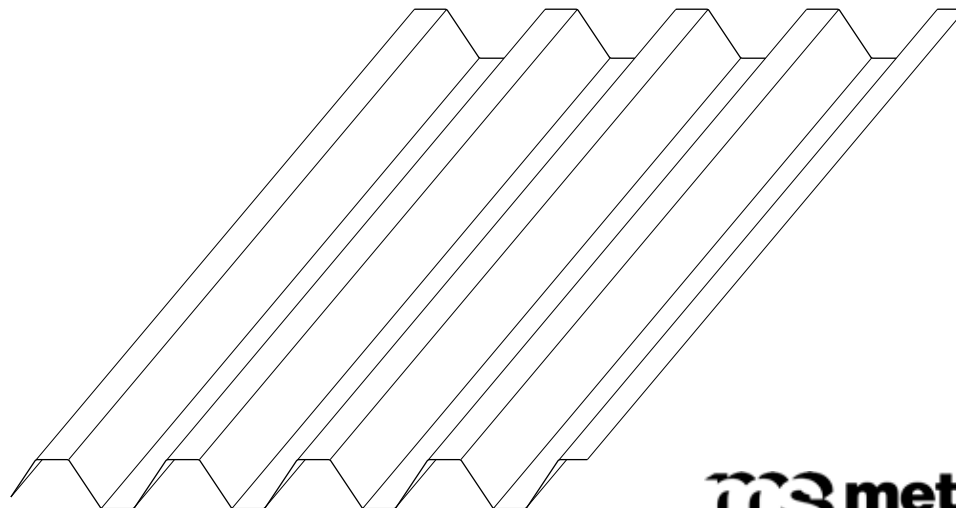
32\"
COVERAGE

MINIMUM
SLOPE
1:12

OPEN FRAMING OR
SOLID SUBSTRATE

PANEL OVERVIEW

- ▶ Finishes: Standard: PVDF
Optional: Multi-pass Kynar®, Marblique, Plastisol, Polyester and MS Colorfast45®
- ▶ Corrosion Protection: AZ55 per ASTM A 792 for unpainted Galvalume®
AZ50 per ASTM A 792 for painted Galvalume®
G90 per ASTM A 653 for Galvanized
- ▶ Gauges: 24 ga, 22 ga, 20 ga and 18 ga
- ▶ 32\" panel coverage, 3\" rib height
- ▶ Trapezoidal ribs on 8\" centers
- ▶ Panel Length: 5' minimum, 30' maximum
- ▶ Exposed Fastened Panel
- ▶ Minimum Roof Slope 1:12
- ▶ Optional material availability: Stainless Steel, Copper and Aluminum

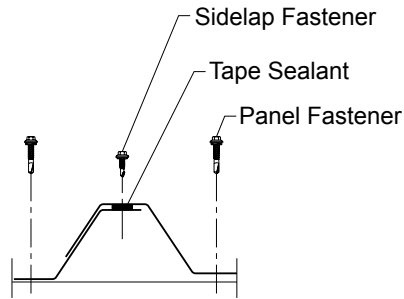


MS metal sales[™]
manufacturing corporation

T23 ROOF PANEL

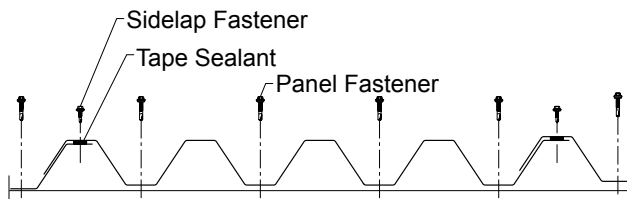
**Condensed
Technical
Reference**

ATTACHMENT DETAIL

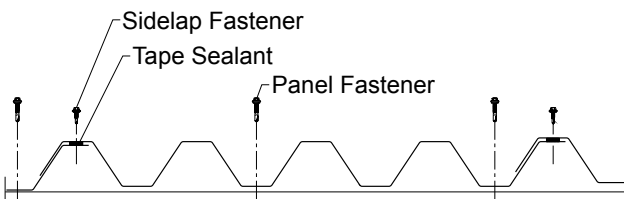


FASTENING PATTERNS

Ends of Panel



Field of Panel



FASTENER INFORMATION

Overdriven fasteners will cause panel distortion.

Panel fasteners should extend 1/2" or more past the inside face of the support material.

Thick panels (ex. 18 ga) or supports (ex. 1/2" steel) may require predrilling of holes for screws.

Panel Fastener:

Attaching to Wood:

#10-14 XL Wood Screw

Attaching to Steel:

#12-14 XL Self Drilling Screw

Sidlap Fastener:

1/4"-14 x 7/8" XL Stitch Screw

Trim Fastener:

1/8" x 3/16" Pop Rivet

1/4"-14 x 7/8" XL Stitch Screw

SECTION PROPERTIES

ALLOWABLE UNIFORM LOADS, psf For various fastener spacings

Ga	Width in	Yield ksi	Weight psf	Top in Compression		Bottom in Compression		Inward Load						Outward Load					
				Ixx in ⁴ /ft	Sxx in ³ /ft	Ixx in ⁴ /ft	Sxx in ³ /ft	6'	7'	8'	10'	12'	14'	6'	7'	8'	10'	12'	14'
24	32	50	1.33	0.3836	0.2307	0.3986	0.2196	116	90	71	47	34	25	120	93	74	49	35	26
22	32	50	1.74	0.5614	0.3624	0.6004	0.3597	208	157	123	80	57	40	209	158	124	81	57	40
20	32	33	2.13	0.7463	0.4839	0.7838	0.4854	201	149	115	74	52	38	200	148	114	74	51	38
18	32	33	2.81	1.0238	0.6473	1.0538	0.6555	275	203	156	100	70	51	271	201	154	99	69	51

- Theoretical section properties have been calculated per AISI 2012 'North American Specification for the Design of Cold-Formed Steel Structural Members'. Ixx and Sxx are effective section properties for deflection and bending.
- Allowable loads are calculated in accordance with AISI 2012 specifications considering bending, shear, combined bending and shear and deflection. Allowable loads consider the 3 or more equal span condition. Allowable loads do not address web crippling, fasteners, support material or load testing. Panel weight is not considered.
- Deflection consideration is limited by a maximum deflection ratio of L/180 of span.
- Allowable loads do not include a 1/3 stress increase for wind.

ms metal sales[™]
manufacturing corporation

metalsales.us.com

Anchorage, AK 866.640.7663
Bay City, MI 888.777.7640
Deer Lake, PA 800.544.2577
Denver, CO 800.289.7663

Detroit Lakes, MN 888.594.1394
Fontana, CA 800.782.7953
Fort Smith, AR 877.452.3915
Independence, MO 800.747.0012

Jacksonville, FL 800.394.4419
Jefferson, OH 800.321.5833
Mocksville, NC 800.228.6119
Nashville, TN 800.251.8508
Rock Island, IL 800.747.1206
Rogers, MN 800.328.9316

Seattle, WA 800.431.3470
Sellersburg, IN 800.999.7777
Sioux Falls, SD 888.902.8320
Spokane, WA 800.572.6565
Temple, TX 800.543.4415
Woodland, CA 800.759.6019

©MST23R/3-2016