

COMMERCIAL
RESIDENTIAL
PANEL

EXPOSED
FASTENED

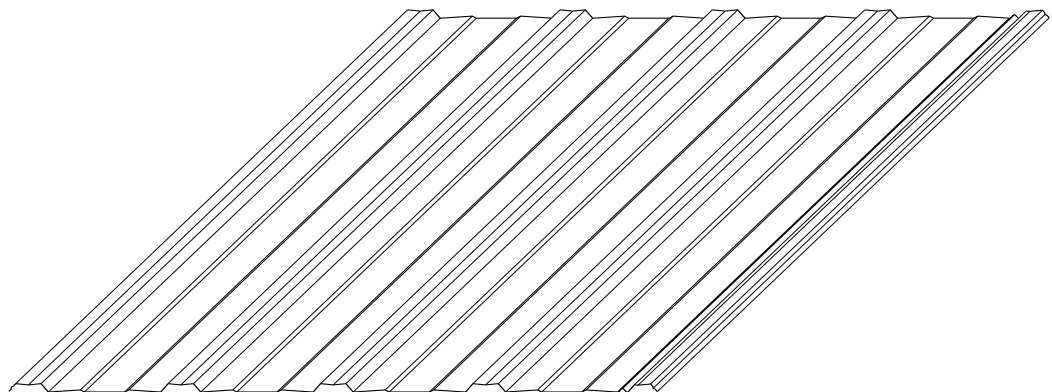
36"
COVERAGE

MINIMUM
SLOPE
3:12

OPEN FRAMING OR
SOLID SUBSTRATE

PANEL OVERVIEW

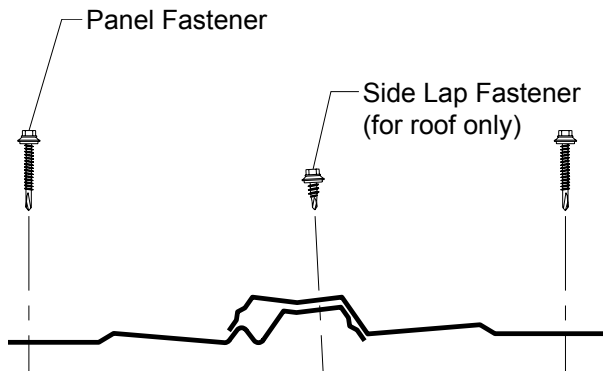
- ▶ Finishes: MS Strongcoat45®
- ▶ Corrosion Protection: G90 per ASTM A 653
- ▶ Gauge: 29 ga (0.016")
- ▶ 36" panel coverage, 5/8" rib height
- ▶ Panel Length: Minimum: 6'; Maximum: 36' recommended
- ▶ Exposed fastened metal building roof and wall system
- ▶ Classic Board and Batten design, on 9" centers
- ▶ Minimum roof slope: 3:12



TESTING AND APPROVALS

- ▶ UL 2218 Impact Resistance - Class 4
- ▶ UL 790 Fire Resistance Rating - Class A, per building code
- ▶ UL 263 Fire Resistance Rating - per assembly
- ▶ Texas Windstorm - Evaluations RC-405 and RC-406

ATTACHMENT DETAIL



FASTENER INFORMATION

Overdriven fasteners will cause panel distortions.

Fasteners should extend 1/2" or more past the inside face of the support material.

Thick panels (ex. 18 ga) or supports (ex. 1/2" steel) may require predrilling of holes for screws.

Panel Fastener:

Attaching to Wood:

#10-14 Wood Screw

Attaching to Steel:

#12-14 Self Drilling Screw

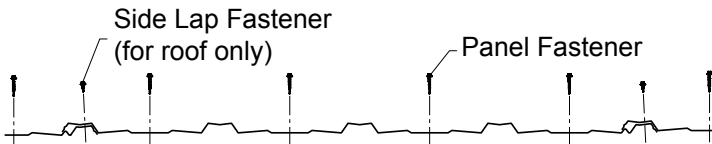
Side Lap Fastener:

1/4"-14 x 7/8" Stitch Screw

Trim Fastener:

1/4"-14 x 7/8" Stitch Screw

FASTENING PATTERN



SECTION PROPERTIES

Ga	Width in	Yield ksi	Weight psf	Top In Compression		Bottom In Compression	
				Ixx in ⁴ /ft	Sxx in ³ /ft	Ixx in ⁴ /ft	Sxx in ³ /ft
29	36	80	0.66	0.0070	0.0155	0.0063	0.0176

ALLOWABLE UNIFORM LOADS, psf For various fastener spacings

Inward Load						Outward Load					
2'	2.5'	3'	3.5'	4'	4.5'	2'	2.5'	3'	3.5'	4'	4.5'
119	77	52	33	22	15	106	68	48	33	22	15

- Theoretical section properties have been calculated per AISI 2012 'North American Specification for the Design of Cold-Formed Steel Structural Members'. Ixx and Sxx are effective section properties for deflection and bending.
- Allowable load is calculated in accordance with AISI 2012 specifications considering bending, shear, combined bending and shear and deflection. Allowable load considers the 3 or more equal spans condition. Allowable load does not address web crippling, fasteners, support material or load testing. Panel weight is not considered.
- Deflection consideration is limited by a maximum deflection ratio of L/180 of span.
- Allowable loads do not include a 1/3 stress increase for wind.