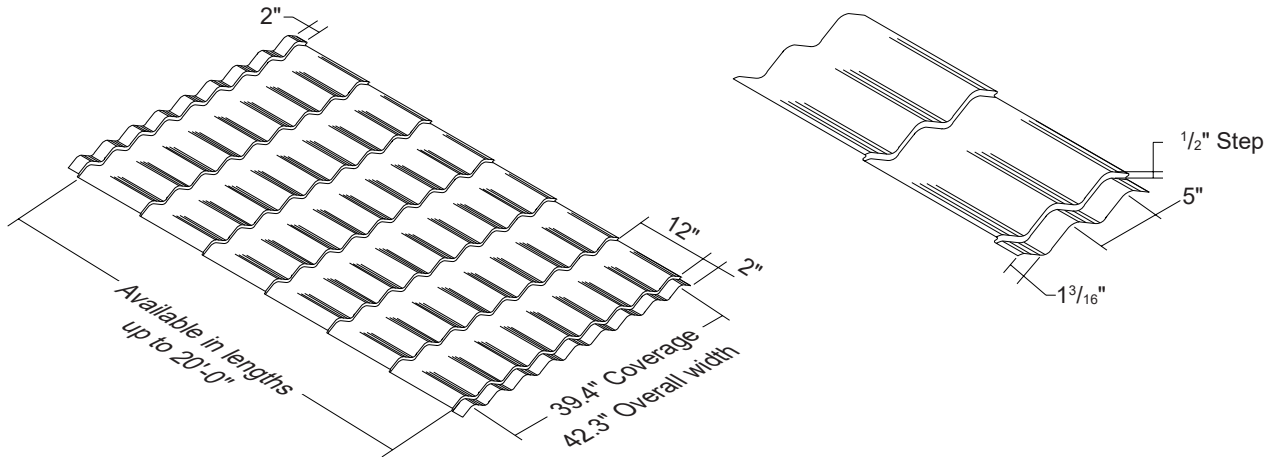


STILE

Condensed
Technical
Reference



ARCHITECTURAL
RESIDENTIAL
PANEL

EXPOSED
FASTENED

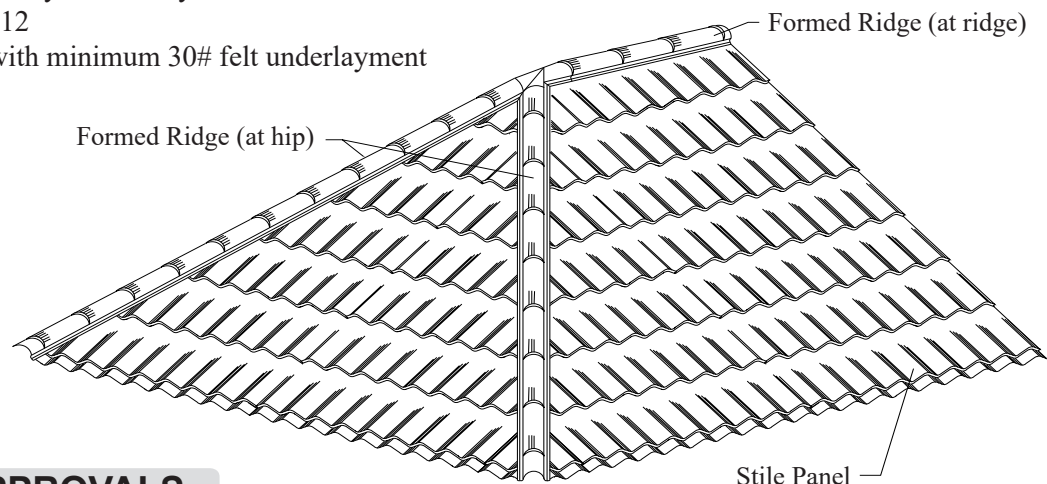
39.4" (1 METER)
COVERAGE

MINIMUM
SLOPE
3:12

SOLID WOOD
SUBSTRATE

PANEL OVERVIEW

- ▶ Finishes: PVDF
- ▶ Corrosion Protection: G90 galvanized per ASTM A 653
- ▶ Gauges: 26 ga
- ▶ 39.4" (1 meter) panel coverage, 1³/₁₆" rib height
- ▶ Panel Length: Minimum: 3'; Maximum: 20'; in 1' increments
- ▶ Architectural, simulated clay tile roof system
- ▶ Minimum roof slope: 3:12
- ▶ Applies over plywood with minimum 30# felt underlayment

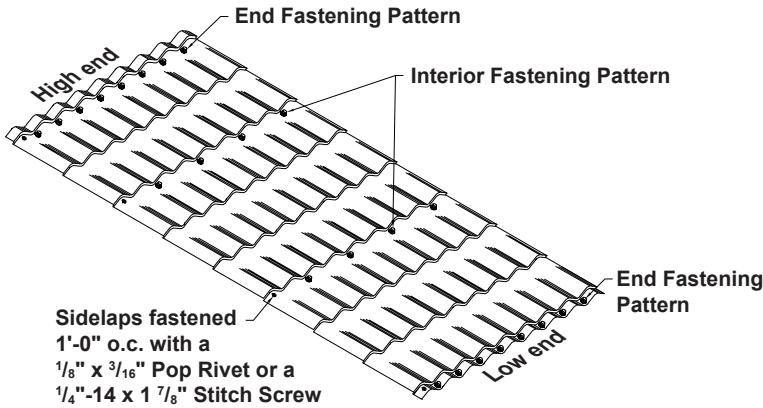


TESTING AND APPROVALS

- ▶ UL 2218 Impact Resistance - Class 4
- ▶ UL 790 Fire Resistance Rating - Class A, per building code
- ▶ UL 263 Fire Resistance Rating - per assembly
- ▶ UL 580 Uplift Resistance - Class 90 Construction: #533
- ▶ Texas Windstorm - Evaluation RC-163
- ▶ 2017 FBC Approvals - FL11560.8 and FL11560.9
- ▶ Miami-Dade County, Florida NOA 13-0627.01 expires 6/29/2018

ms metal sales[™]
manufacturing corporation

ATTACHMENT DETAIL



FASTENER INFORMATION

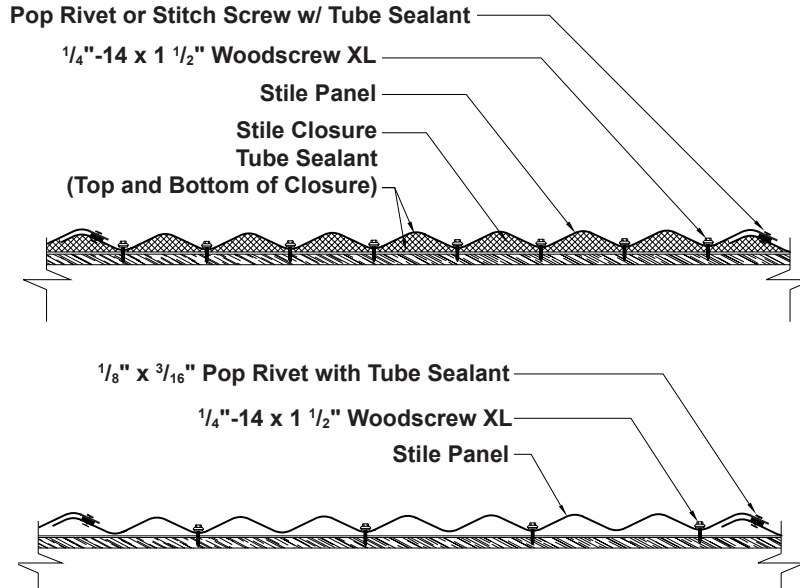
Overdriven fasteners will cause panel distortions.

Fasteners should extend 1/2" or more past the inside face of the support material.

Panel Fastener:
1/4"-14 XL Wood Screw

Trim Fastener:
1/4"-14 x 7/8" XL Stitch Screw
or
1/8" x 3/16" Pop Rivet

FASTENING PATTERNS



SECTION PROPERTIES								ALLOWABLE UNIFORM LIVE LOADS, psf For various fastener spacings		
Ga	Width in	Yield ksi	Weight psf	Top in Compression		Bottom in Compression		Outward Load		
				Ixx in ⁴ /ft	Sxx in ³ /ft	Ixx in ⁴ /ft	Sxx in ³ /ft	1'	2'	3'
26	39.4	40	0.91	0.0426	0.0700	0.0426	0.0694	103	77	50

- Theoretical section properties have been calculated per AISI 2012 'North American Specification for the Design of Cold-Formed Steel Structural Members'. Ixx and Sxx are effective section properties for deflection and bending.
- Allowable load is calculated in accordance with AISI 2012 specifications considering bending, shear, combined bending and shear and deflection. Allowable load considers the 3 or more equal spans condition. Allowable load does not address web crippling, fasteners, support material or load testing. Panel weight is not considered.
- Deflection consideration is limited by a maximum deflection ratio of L/180 of span.
- Allowable loads do not include a 1/3 stress increase for wind.