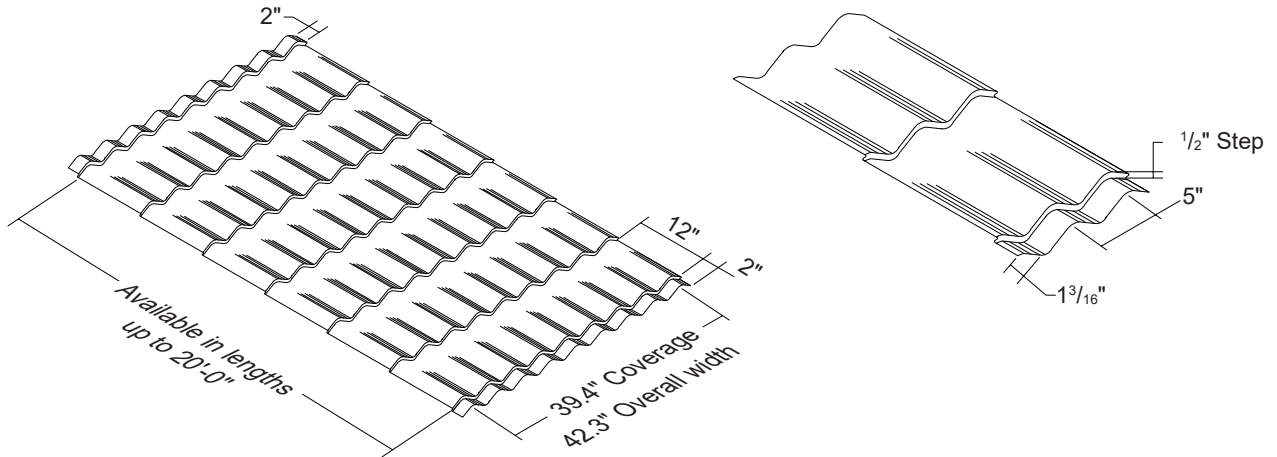


# STILE

Condensed  
Technical  
Reference



ARCHITECTURAL  
RESIDENTIAL  
PANEL

EXPOSED  
FASTENED

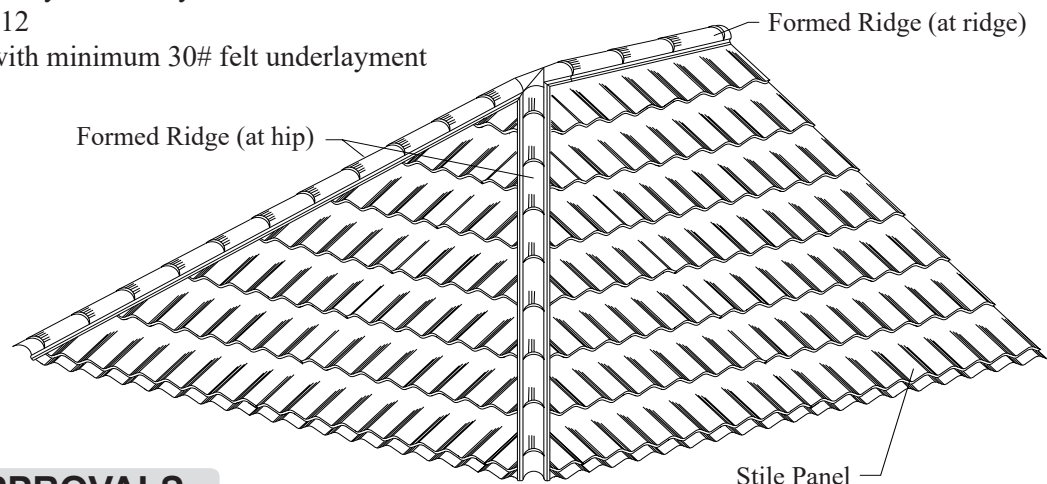
39.4" (1 METER)  
COVERAGE

MINIMUM  
SLOPE  
3:12

SOLID WOOD  
SUBSTRATE

## PANEL OVERVIEW

- ▶ Finishes: PVDF
- ▶ Corrosion Protection: G90 galvanized per ASTM A 653
- ▶ Gauges: 26 ga
- ▶ 39.4" (1 meter) panel coverage, 1<sup>3</sup>/<sub>16</sub>" rib height
- ▶ Panel Length: Minimum: 3'; Maximum: 20'; in 1' increments
- ▶ Architectural, simulated clay tile roof system
- ▶ Minimum roof slope: 3:12
- ▶ Applies over plywood with minimum 30# felt underlayment

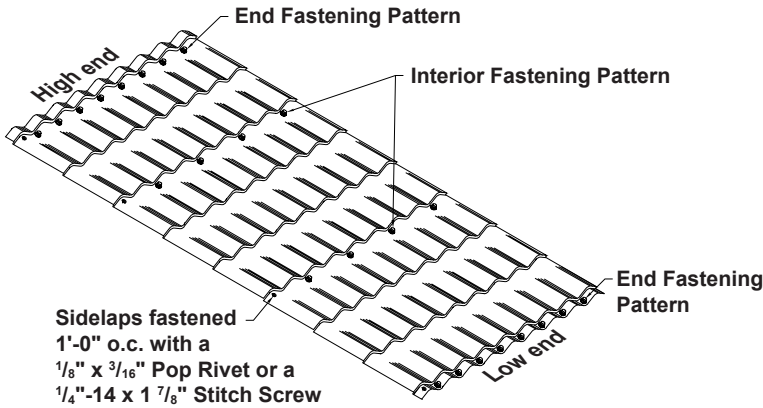


## TESTING AND APPROVALS

- ▶ UL 2218 Impact Resistance - Class 4
- ▶ UL 790 Fire Resistance Rating - Class A, per building code
- ▶ UL 263 Fire Resistance Rating - per assembly
- ▶ UL 580 Uplift Resistance - Class 90 Construction: #533
- ▶ Texas Windstorm - Evaluation RC-163
- ▶ 2017 FBC Approvals - FL11560.8 and FL11560.9
- ▶ Miami-Dade County, Florida NOA 13-0627.01 expires 6/29/2018

**ms metal sales**<sup>™</sup>  
manufacturing corporation

## ATTACHMENT DETAIL



## FASTENER INFORMATION

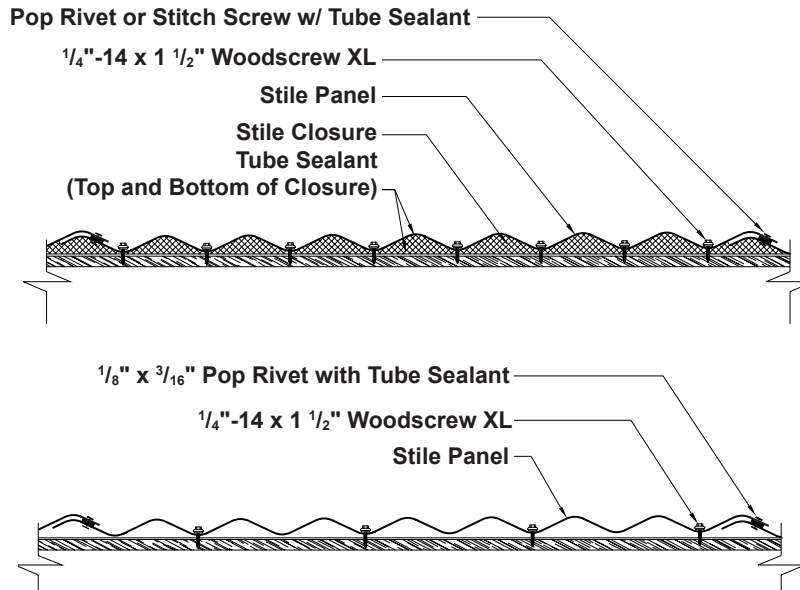
Overdriven fasteners will cause panel distortions.

Fasteners should extend 1/2" or more past the inside face of the support material.

Panel Fastener:  
1/4"-14 XL Wood Screw

Trim Fastener:  
1/4"-14 x 7/8" XL Stitch Screw  
or  
1/8" x 3/16" Pop Rivet

## FASTENING PATTERNS



SECTION PROPERTIES								ALLOWABLE UNIFORM LIVE LOADS, psf For various fastener spacings		
Ga	Width in	Yield ksi	Weight psf	Top in Compression		Bottom in Compression		Outward Load		
				Ixx in <sup>4</sup> /ft	Sxx in <sup>3</sup> /ft	Ixx in <sup>4</sup> /ft	Sxx in <sup>3</sup> /ft	1'	2'	3'
26	39.4	40	0.91	0.0426	0.0700	0.0426	0.0694	103	77	50

- Theoretical section properties have been calculated per AISI 2012 'North American Specification for the Design of Cold-Formed Steel Structural Members'. Ixx and Sxx are effective section properties for deflection and bending.
- Allowable load is calculated in accordance with AISI 2012 specifications considering bending, shear, combined bending and shear and deflection. Allowable load considers the 3 or more equal spans condition. Allowable load does not address web crippling, fasteners, support material or load testing. Panel weight is not considered.
- Deflection consideration is limited by a maximum deflection ratio of L/180 of span.
- Allowable loads do not include a 1/3 stress increase for wind.